

Tidelands Photography Club

**Mar/Apr 2020
Photography Contest**

**Bicycle Parts
Beginner**

I found this image to be well exposed, properly focused and exhibiting good imagination. For me the image is a bit busy, and could benefit with fewer elements to better identify a center of focus.



Beginner
“Getting a Handle on things”

Tidelands Photography Club

Mar/Apr 2020

Photography Contest

**Bicycle Parts
Intermediate**



Intermediate
“Needs TLC”
8

Good attempt at isolating parts of the bicycle, with use of color. For me, the sharpness and exposure (noise) could be improved, and the composition might benefit with a bit more space on the left.



Intermediate
“White Walls”

8

Nice image of a bike's rear wheel; appears in focus and properly exposed. I would like to have seen more isolation of an element on the bike to help my eye land on central subject.

The image appears in focus, and the bike in the foreground makes a good center of focus. For me, the lighting seems flat (shallow tonal range). There are some distracting elements in the background that could be eliminated with a tighter crop.



Intermediate
“Bikes”
8



**Intermediate
“Bike Parts”**

8

I admire how the maker took an idea and worked to make it realty. For me, I would like to have seen fewer items to help me land on a center of interest. While seems a bit busy to me, I do enjoy the approach the maker took.



**Intermediate
“Wtb”
9**

Nice use of color and shapes. The image appears to be in focus, and fairly exposed. There is loss of detail in the light areas and shadows that may be attributed to an applied digital effect.



Intermediate “Bike Baskets”

9

Interesting images that is in focus and exposed properly. The image does feature a basket, however there are other elements in the image that drew my attention (ex: pulley, yellow slotted box) - I felt a bit confused by the composition.



Intermediate
"Trek"

9

The image looks to be properly exposed and colors seem accurate. "TREK" appears to be in focus, but for me the other bike parts are creating a distraction because they are also in focus enough to be draw my attention.



**Intermediate
“Ice Cream Break”**

10

Fun image that warms the heart. Appears to be in focus and technically sound. Other than the two bikes in the background, not sure this image meets the intent of the theme. Regardless, the image made me smile ... and that's a good thing!



Intermediate “Rest Stop”

11

Interesting conceptual image that gave me pause. Is this an image of two bikes or one bike with a shadow? The design elements fit the theme, and the "grunge" treatment added to the mystery of a clever image.



Intermediate “Wheels”

11

Technically correct (exposure, focus, tonal range and lighting). For me, the repetitive pattern of tires and rims promotes a pleasing composition. I could not help but wonder if the image would benefit by cropping out the tire/rim at the far left.



Intermediate “Spokes”

11


The image appears to be well exposed and in focus. The location of the axle seems to be slightly off center - not in center, or in a "rule of thirds" crash point, for that reason, I found the composition somewhat unsettling.



**Intermediate
“Bike Tree”**

11

Fun composite image that is properly exposed, in focus and displays imagination. I complement the maker for taking on the challenge of selecting bike parts (many complex) and "hanging" them on the tree.



I like the minimalist approach of this image. It appears to be properly exposed, in focus with proper white balance. As I studied your image, I wonder how the image would look rotated 180 degrees with the valve pointing up to the right. What do you think?

Intermediate
“No Air Without
Me”

12



Intermediate
“Colorful Huffy”

13

The maker did a nice job of making an image of an old bike and breath life into it with the use of vibrant colors. I do wish the handle bar was not cropped out at the top.



**Intermediate
“Spin Cycle”**

13

Nice graphic rich image, good exposure and sharpness. The use of a digital texture and color choice adds to the impact.



**Intermediate
“Lower Gear”**

14

Excellent isolation of a bike part, with the application of a texture adding to the "gritty" nature of the derailleur component. The image is properly exposure and in focus.



**Intermediate
“Michelle My Bell”**

15

The maker left no doubt about the center of focus. The bell is properly exposed, sharp and benefits from good tonal range. The composition takes advantage of the "rule of thirds" making the image a "ringing" success!



**Intermediate
“Getting Close”
15**

I think this image is technically very well done, nice tonal range and in focus. I like how the maker chose a center of focus that has contrasting values from dark (axle) to light (nut) to dark (frame) to light (spoke hub).

Tidelands Photography Club

**Mar/Apr 2020
Photography Contest**

**Bicycle Parts
Advanced**



**Advanced
“Bicycle Wheel”**

8

The composite image appears well exposed, with nice colors. The selection of the bike shows some abnormalities (dissolved spokes). The background is a nice choice and supports the overall look of the image



Advanced “Spoken For”

12

I feel the maker was successful in separating the center of interest from the background. The image appears to be sharp with good detail. The lighting does seem a bit flat to me, and could benefit from a reflector (right) or bump in contrast (slight "S" curve adjustment).



**Advanced
“Stopping
Power”**

12

The maker took a traditional image of a bike disk brake and created a conceptual image that does emote a feeling of slamming on the breaks. The application of a digital filter was effective in my opinion.



Advanced “Reflector”

12

Good isolation of the reflector and tire components. The composition feels comfortable, and the colors "work." The exposure appears satisfactory, but the image could benefit from improved sharpness.



**Advanced
“Well Worn
Seat”**

13

The maker did a good job of capturing a difficult image. The bike seat appears sharp around the center of focus, and there is good detail in the shadows. I would like to have seen a bit more contrast (more lights), and more space at the top and front of the seat.



Advanced “Night Rider”

13

Fun composite image and creative use of the bike chain element. I'm sure the placement of the "biker" on the street arrow was not by accident. I would suggest cropping some the space at the rear of the biker to give more space in front of the rider to give him/her room to ride.



Advanced “Chain Gear”

15

Very well done! Image is tack sharp, exposed properly and the background is handled very well. I also like that the maker made the effort to get at "eye" level with the sprocket. For me, it is a strong composition with impact.

Tidelands Photography Club

**Mar/Apr 2020
Photography Contest**

Open



Open
“Blueridge Parkway”
8

The road provides a nice "S" curve composition. For me the colors seem over processed, with saturation a distraction. I feel there are some nice elements at work in this images, and am wondering how it would look with a more natural color pallet.



Open
“Still Standing”
8

While the tree appears to be the center of interest, for me it doesn't have the impact I would like to see. I feel the limbs tend to direct my eyes off the image rather than draw me in.



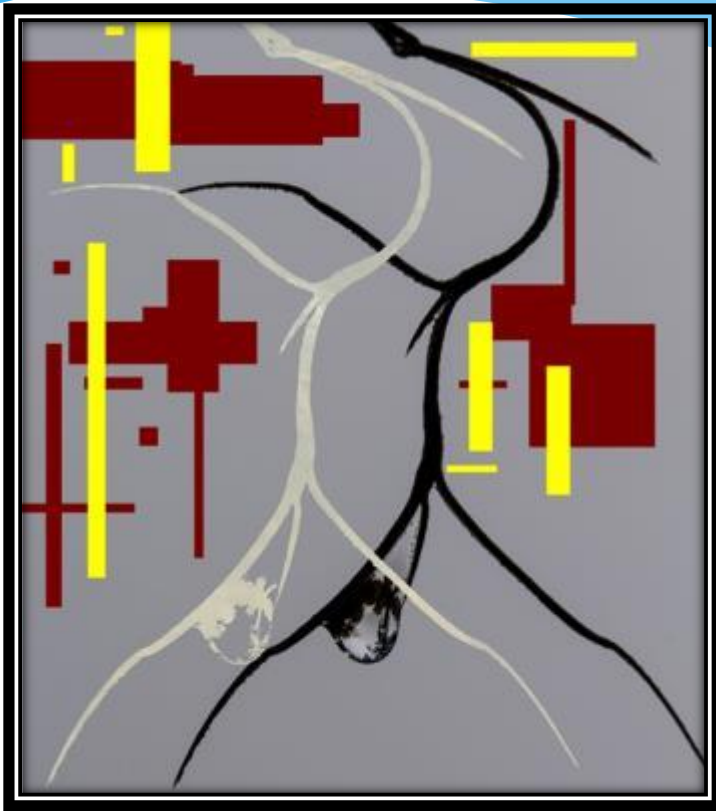
Open
“It’s Just A Yawn”
8

Well exposed, in focus image of an alligator enjoying the day ... they always look like they are smiling to me. If it were possible, would like to have seen more of the animal and less of the water and grass.



Open
“Kotar Montenegro”
8

The scene shows good thought and potential. The element in the lower left gives the scene interest, unfortunately the images in not sharp and the colors do not appear to be accurate.



Open
“Water Drop &
Tree Abstract”

9

Interesting composite image employing geometric shapes juxtaposed with organic elements. I must say, I did struggle with the choice of color pallet and took me time to find the tree ... perhaps that was the maker's mission. Complements to the maker for thinking out of the box.



Open
“Alligate Alley”
9

Nice use of leading lines that takes viewer's eye along a path surround by color foliage. Does feel a bit over process for me.



Open
“When Feet Fly”
9

The image makes good use of colors, is properly exposed, and in focus. For me, the image feels a bit busy, and while I realize the maker wanted to draw attention to the feet, for me the main element was the ride with the inverted passengers. Perhaps a different point of view might have helped.



Open
“Every
Afternoon at 3”
10

For me, this image communicates a feeling of friendship, commitment with a touch of rivalry to spice things up. Good exposure, color balance, and good story!



Open
“What’s Your Problem”
10

Good capture of a Snowy Egret in it's habitat. Some detail was lost in the white feathers (difficult subject) and the image could be sharper.



Open
“Elephant March”

10

Good image documenting elephants traveling towards a water source. The images to be well exposed and sharp. The "center" placement of the elements does make the scene a bit static for me. I would like to have seen more space in front of elephants to enhance the story.



Open
“River Fun”
10

The image displays a fun day at the river with children enjoying themselves. I'm also liked the dog as an engaged observer. See what you think by cropping to a vertical format, eliminating the boy in the water.



Open
“Folly Fog”

11

The image appears well exposed and in focus. The subtle tones and fog add a calm feeling to the scene. The horizon does cut the image roughly in half, challenging my point of interest. Shifting the point of view to the right and a bit lower could improve the story.



Open
“Glassy Grove”
11

The image displays a creative application of a digital filter that helps to add an impressionistic feel to the scene. I did find some of the highlights along the top edge a bit distracting, perhaps darkening the areas or cropping them out might help.



Open
“Final”

11

The maker used an unusual method to tell a story, and it worked for me. The "stills" appear in focus and well exposed. I would like to have seen more of the bird and less of the tree, but given the spontaneous nature of the series, I understand.



Open
“Springtime”

11

Fairly well exposed image; the colors appear accurate and placement of the wooden bucket supports the composition. I would like to have seen a bit more sharpness in the bucket (grain), and better control of the side light to reduce "hot spots" in the scene.



Open
“Daisies”

12

Nice use of colors, bright and brilliant image. The maker made good use of "3" shapes with little distraction from the background. The center flower is in focus with the other two blurred, providing supporting roles.



Open
“Tall Vase”

12

I like the minimalist approach of this image. It appears to be properly exposed, in focus with proper white balance. For me, the earth tone palette, textures and shapes work well together. I would like to have seen a bit more space to the left of the vase to shed more light on the subject (no pun intended).



Open
“Country Rose”

12

Nice representation of roses with a digital treatment applied that enhances the image. While the maker included three elements, bud, half bloom and full bloom, the composition feels a bit off to me. Because of their relative brightness compared to the bud, my eye bounces between the full and half blooms creating a "ping pong effect."



Open
“Shem Creek”


13

The image appears properly exposed and in focus. Since the “main actors” in the story are boats with tall masts, I might consider a vertical crop by eliminating some of the space to the right of the boats.



Open
“Waterlily”
13

The image is well composed, the exposure and color balance appear to be correct. Good use of light, and the shallow depth of field helps to separate the flower from the background.



For me, this portrait communicates a powerful story of struggle and uncertainty. The decision to tell the story in black and white amplified the emotional content.

**Open
“Hard Times”**

13




Open
"Bee Flower"
13

The image is well composed, the exposure and color balance appear to be correct. The image is sharp, and the maker made good use of the "rule of thirds" composition. While the background is out of focus (good), it wasn't sufficient enough to reduce the busy nature I felt, especially with the brighter pedals.



Open
"Orange You Cute"
14

I can almost smell and the orange. Very sharp image, properly exposed, accurate color, and good use of light. An good example of "sometimes, less is better" ... sweet!



Open
“Campbell Covered
Bridge”

14

This image is composed well, in focus, and makes good use of a vignette. The path leading to the bridge and the structures bright red color, leave no doubt about the center of interest for the image...



Open
“Aren’t I
Colorful”

14

Properly exposed image, good color and use of lighting - the catch light in the eye gives the bird life. Image is in focus, nicely composed, and the blurred background helps to isolate the subject.



Open
“Flowers & Bee”

14

Very nice nature image; the flowers and bee are in focus (sharp!), and the background is handled very well. The delicate lighting and camera settings used ensured the main subject had good separation from any background distractions. I did find the bright pedal in the upper left edge a distraction, perhaps a bit tighter crop might help.



Open
“Sunrise Shrimper”
15

Beautiful image that is technically crafted and is pleasing to the eye. The maker did an excellent job of using the light and composing the image in a manner that left no doubt about the story being told. I really enjoy how the warm morning light "kissed" the cresting waves.