

Tidelands Photography Club

**MAY/JUN 2021
PHOTOGRAPHY CONTEST**



Tidelands Photography Club

MAY/JUN 2021 PHOTOGRAPHY CONTEST

INTERMEDIATE
“STREET PHOTOGRAPHY”



Intermediate
"Making Music"
9

Tehnical aspects were handled fairly well. Good attemp in catching this scene with the musicians. The sharpest part of the image are the drums, have their faces sharp would improve the image. Make might consider moving sightly in an opportunity like this to ensure that there are no merges. In this image it looks like the tree branch is growing out of the one muscians head.



Good attempt by the maker to capture this scene. The exposure is handled well. When taking a picture of a person the face and eyes should be sharp, in this image it is a bit on the soft side.

Intermediate
“Street Musician”

11



Intermediate
"Street Photo"

11

Colours are good, exposure is handled well, the reflection in the window adds interest to the image. The maker might consider reframing to eliminate the upper portion of the windows as it adds nothing to the image and more attention would be put on the figure it was not included.



Intermediate
“In the Shade”
13

The sky has been handled well and shows drama. The area under the pavillion is very dark, suggest the maker consider bringing out some detail in the dark area under the pavillion to improve this image.



Intermediate
“Love on Hold”
14




Intermediate
“Taking My Cockatoo
for a Walk in Nature”

14

Image is fairly well composed, shows the environment of the area where they are taking their walk. While the backlight on the Cockatoo's feathers shows the detail and shadow on both the bird's face and the man's face could have been reduced in post processing to enhance this image.



Intermediate
"Waiting Warily"
14



Well done image the only area that is a bit distracting is the 3 white spots to the left of the ladies head. Maker might consider burning them to make them not so bright.

Intermediate
"Illumination"

14



Composition and Exposure handled well in the harsh lighting conditions, nice graphic elements in this image. The bit of bright light on the face attracts the viewers attention, the bright light down the are the maker may consider burning down a little bit.

Intermediate
"Street Scene"

14



Intermediate
“Street Photography”
15



Intermediate
“Sidewalk Art after Storm”

15




**Intermediate
"Traffic Cops"**

15



Intermediate
“Dawn in Trinidad”
15



Intermediate
“Resting After Ride”
15



Tidelands Photography Club

MAY/JUN 2021 PHOTOGRAPHY CONTEST

ADVANCED

“STREET PHOTOGRAPHY”



Advanced
“Admiring the Skater”
14

Technically this image is well done. Suggest the maker consider in a situation like this to give a little more room on the left. You have the skater moving into the path and situated well, but the man is moving towards the left and a wee bit more room there would give him some space to move into.



Great leading lines in this image and repetition in the sidewalk and the shadow. The eye is lead to the back of the imae were there is at the top right and area that is distracting the maker might try reframing to eliminate that area or changing in post processing.

**Advanced
"Sidewalk"
14**



Advanced
“Connecting the Dots”
14

The image was quite well done, be careful of people even in the background the man on the right upper area has the edge of the frame right through his head which gives an uncomfortable feel and looks like a mistake, if it was intentional then it should be more so it looks intentional.



Advanced
“Street Music”
15



Advanced
“Love Onward”
15



Advanced
“Just Looking”
15



Advanced
“Evening Dinner & Setup”
15



Tidelands Photography Club

MAY/JUN 2021
PHOTOGRAPHY CONTEST

OPEN



Open
"Colorful Flower"
11

Technically the images has been done quite well. There is a smudge at the bottom of the petal on the left. The flower is been framed very tightly in the image space a little more room around it would improve the image.



Circles are strong graphic element. The textures and patterns are interesting in this image. The maker might consider introducing more contrast to make the image pop more.

**Open
“Sand Orb”
12**



Colours, composition, clarity all done very well. More DOF to eliminate the busy grass in the background would improve the image.

Open
"Purple Iris"
12



Open
“Busting Bubble”
12

Great attempt by the maker and lovely job done on the boy and the bubble. It is unfortunate in these types of environment that there are a lot of people around and if the DOF were shallower they might have blurred more, as is they people in the background as well as the brighter whitish area behind them is distracting.



Open
“Eye on the Prize”
13

Beautiful atmosphere and lighting in this image, creates a sense of drama. The maker might consider reframing to eliminate the upper 1/3 of the image to put more of the viewers attention on the bird. Upon 1st viewing it was necessary to search for the subject of this image.



Great image. Would have scored higher is not for the white area in the lower left which could have easily been fixed in post processing.

Open
“Minimalism”
13



This is a lovely image, the treatment is interesting. The image and would have scored higher except for the ghosting around the lily petals on the edge which is a bit distracting.

Open
"Three Pink Lilies"
13



Open
"Ready to Burst"
13

Lovely tones in the image, background compliments the flower. The maker might consider trying this without the leaves near the bottom on the left and right which are extending out of the frame of the background and the image space itself. Removing those leaves would put more emphasis on the flower and the beautiful curving line



Good composition, exposure and colours in this image. Watch your edges there is a dark area in the upper right that is distracting and could have been removed in post processing.

**Open
“From the Torre del Mangio”
13**



Technical aspects of the image were handled well. The maker might consider cropping some off the top as that space is adding nothing to the image. Also might consider removing the dark area on the floor to the dancers left as it pull the attention from the dancer.

**Open
“Ballet Dancer”
13**




Open
"Anna Ruby Falls"
15



Open
“Waterfall”
15



Open
"NC Magnolia"
15



Open
“Egret Family”
15




Open
“Early Morning Dew”
15



Open
"Sunset on the River"
15



Open
"Ghost Bike"
15



Open
“Folly Piling”
15



Open
“Egret Elegance”
15



Note to Judge:

In my previous restoration, it was stated that the original should have been submitted for a better evaluation. This picture was originally a "Plate Glass" picture. Scanned and converted to B&W. The glass print was found in an attic in Patchogue, Long Island New York. No other information is known about this picture. Restoration software: Photoshop 2019 CC and Portrait Professional version 17.

**You have done a great job
on the restoration and the
colouring of the individuals.**

**Open
"Restored"
15**