

Tidelands Photography Club

SEP/OCT 2022

PHOTOGRAPHY CONTEST



Tidelands Photography Club

SEP/OCT 2022

PHOTOGRAPHY CONTEST

Beginner
“Tombstones”



**Beginner
“Old Kings Hwy”
8**

Appears to me that it is in focus throughout the image. I think that I would have reduced highlights. I believe it would be better if shot on overcast day and/or narrowed the frame on both left and right.

Tidelands Photography Club

**SEP/OCT 2022
PHOTOGRAPHY CONTEST**

**Intermediate
“Tombstones”**



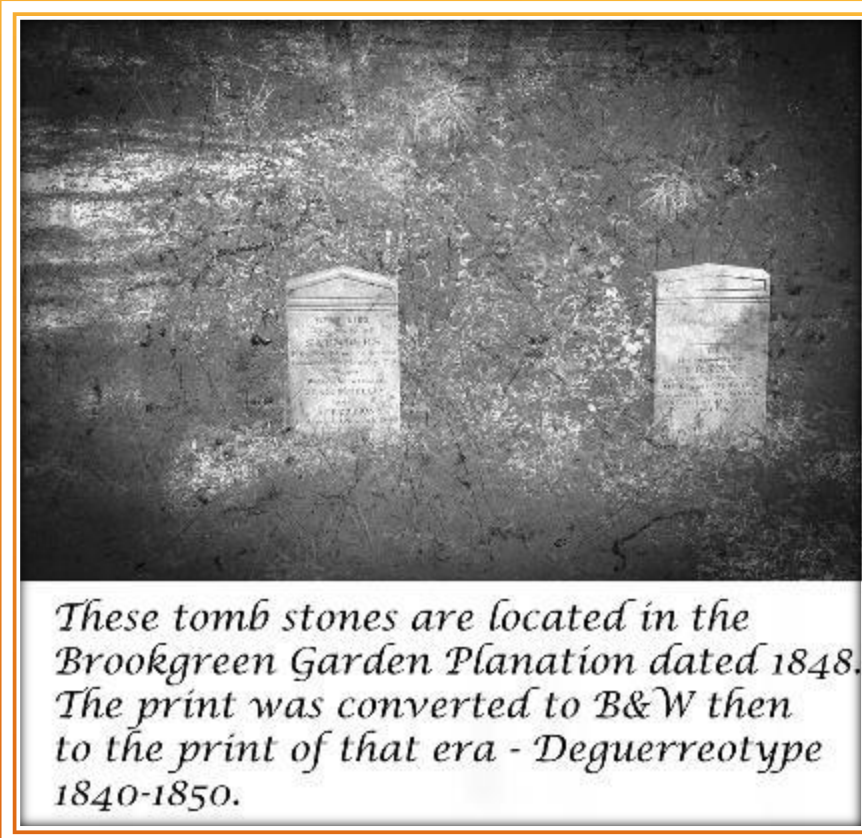
Intermediate
“William H. Kinlaw”
9

I believe that bringing up the contrast, especially on subject headstone which would provide easier reading of the headstone. Appears to me that the second headstone in the back pulls my eye away from the subject.



**Intermediate
"Resting"
10**


To my eye the image is flat (all bright), no depth. To me there is a loss of detail in the sparse shadows that do exist.



These tomb stones are located in the Brookgreen Garden Planation dated 1848. The print was converted to B&W then to the print of that era - Deguerreotype 1840-1850.

Intermediate "Tombstones" 11

I understand that the maker was trying to imitate antique photography, it is still necessary I believe that the image has something to grab the viewers eye. A lot of technical that most viewers will not appreciate in my opinion.



**Intermediate
“Dying to Get In”
11**

To me fence bars dominate the image to the point that they seem to be all



**Intermediate
“Getting his Just
Desserts-RIP”**

13

To me this does not really fit the assigned topic. When doing still life, watch the DOF because in my opinion you have enough time to stop down. To my eye there seems to be a slight fall off of focus. I think the lighting seems to be well done.



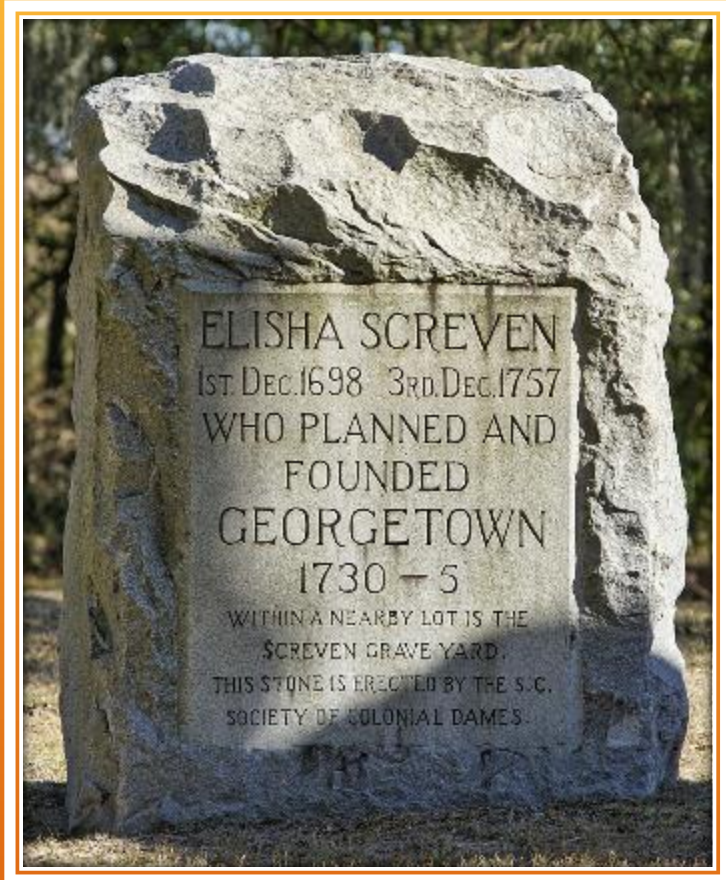
Intermediate
“Jesus Watching Over”
13

I think that this image is well exposed (highlights well handled, the same about the shadows). I kept looking at it trying to figure out why something appeared wrong to me and I think to me that the base of statue is not level.

**Intermediate
"Forgotten"
14**



In my opinion I might of increased (but not too much) the exposure in the shadows in order to bring out more detail. I think that I might of shaved some highlights (especially on the grass in the foreground).



Intermediate
“Georgetown Founder”
14

I like this image because here is an example of using strong controlled shadows to accent the subject. I think I might of reduced the highlight on the top part of the rock, to keep my eye from being pulled away engraving.



**Intermediate
“Old Churchyard”
15**

For me the lighting was handled very well. Also I think that the focus added another layer to the image by giving me the feeling that I am there peering through the fence at the grave site.



Intermediate
“Baby Rosalie, 1882”
15

Appears to me that the technicals were very well handled. In my opinion this is an image that invokes emotion.



**Intermediate
“Hobcaw Grave”
15**

Very well done. For me the visual effect enhances the mood of the image. The inclusion of the out of focus surrounding headstones, to me adds so much more to the whole image.

Tidelands Photography Club

SEP/OCT 2022

PHOTOGRAPHY CONTEST

Advanced
“Tombstones”



**Advanced
“Atkinson Grave”
10**

I think I would have cropped the stone slab off at the bottom of the image or better yet come in closer when taking the image. In my opinion it might have added strength to the image to also widen the frame to include more detail of the broken wall on the right side.



Advanced
“Succumbing to time”
11

I would have cropped the tombstone on the right side because it has a tendency to pull the eye away from the subject because of the red flowers. It appears to me that you have handled the shadows well. It appears to me that the focus for the whole image is a little off.



**Advanced
“Ghostly Tombs”
15**

I think that this image is very creative. In my opinion I would have toned down the highlights to try and reduce brightness of the center trees in the base tombstone image.

**Advanced
“Heaven’s Gate”
15**



It appears to me a very well done image. I like that the shadows were handled extremely well. To me the composition of having the gate partly open is what makes the image. In talking about the gate I might have opened it just a tiny bit in order to see the edge of the headstone.

Tidelands Photography Club

SEP/OCT 2022

PHOTOGRAPHY CONTEST

Open

Open
"Wildlife Viewing"
6



I think too much is included so my eye is wondering through the image to find what the subject is. I believe that if you had zoomed into a smaller section of birds in the foreground (including the foreground grasses) that it would have been a much stronger image. I think that the water in the middle creates a large negative space.



Open
“Sunset on the Waccamaw River”


6

I wanted to give higher score but to me the focus appears to off through out the whole image which pulled the whole down. I believe you at the right place and time to have an opportunity to capture a great image. I believe that if this was taken hand held then this could be the reason for the apparent loss of focus.

Open
"Leopard on the Hunt"
7



It appears to me that the focus is on the grass in front which left the leopard a little out of focus. To me the all important eyes are out of focus which I believe takes away the impact of the image. Many times in this situation I would manually focus to make sure the animal is in focus. It seems that you handled the lighting well.



Open
"Pawleys Island Chapel"
7

When I opened this image I got a feeling that something is wrong with the perspective of church to the water in the background. To me there is very definite crowding of the stairs on the left to frame. To my eye the horizon appears to not level. I like the lighting, DOF of the both the chapel and the background.



Open
"Snowy Egret"
9

I think that this is a nice image but the subject appears to be blowout, a loss of detail in many parts of the bird.



**Open
“Coleus with Candlestick Plant”**

9

In my opinion I see confusion when I look at this image. It seems to me that this is at least 2 images layered. For me if it is meant to be an abstract it works very well but if not then to me the image becomes confusing to viewers.



Open
"Hello"
9

It appears to me that you have managed to get good separation of background and subject. I believe that I would have tried to bring the background highlights down, especially on blowout on branch above the bird.

Open
"Turtle Meeting"
10



To my eye this is well exposed, good focus, strong center of interest. I find that there seems to be something missing to hold my interest. I believe that there is a lot of negative space on the upper half of the image. I think you have an image with all the turtles apparently looking up at something but that was left out of the image.



**Open
“Montauk Harbor”
10**

To me while this is a pleasant image where is the harbor? It appears that the subject of the image is the boat but the grass intrudes into the subject.

Open
"Atalaya"
11



To me I am a little confused about what is going on in this image. I had to ask myself is this an abstract an editing effect? After leaving and coming back to this image I believe that it is an abstract. I originally was going to give it a lower score but now I believe that the image has a quality that draws a person in to try and make sense of it.

Open
"Depot"
12



To me it looks like an infrared image. Technically everything seems well done. There is only a couple details that would have bumped up the impact for me. The first I believe is the bush/tree on right side of the image is crowding the frame. Second is the shadow under the eaves I think could have been opened up to allow more detail.



**Open
“Can You Say Cute”
14**

In my opinion high key is always hard to handle but this image was well done. To me all the technicals (focus, lighting, DOF) for the image were well handled.



**Open
“Light My Path”
14**

I think that this is a very nice and peaceful image. For me the only thing is that the shadows needed to be opened up a bit to show more detail especially in the two trees.



Open
"Blind Date"
15

I like this image because it definitely grabbed my attention. To my eye the lighting was well controlled. It appears to me that all the technicals were very well handled.



**Open
“Double Diamonds”
15**

To me the image is tack sharp. I like that the lighting was superbly handled. To my eye you have good leading lines.



Open
"Awendaw Birds of Prey"
15

Great capture! Appears to me that the bird is tack sharp. I like the great separation from subject and background. I believe the only thing that would have added to the image is if you would have been able to bring out detail in left eye.



**Open
"True Beauty"
15**

I like this very well done still life image. To my eye you have exposed great detail. It appears to me that you have been very successful in providing an extremely sharp image with great DOF. I like your use of lighting and complementary background.